

These “*Head and Gills*” song sheets and flashcards are sponsored by:



Advanced Certificate in Teaching English to Young Learners

Although I have been teaching young children for many years, this course helped reiterate and validate many of the techniques that have been used along with learning new approaches on how to specifically help the second language learners of that age group.

Additionally, most of the strategies can be adapted to an older target audience, which make this course applicable to other participants.

One of the aspects that really appealed to me and helped me complete the course was that I was able to go at a pace that suited me well.

I appreciated the patience, feedback and support I received from my tutor.


Seema S. Sandhir - ESL Teacher (MA Reading Education) at American International School, Chennai, India.

Take a look at what teachers from all over the world are saying about our CertTEYL online course.

Find out more about the CertTEYL course!

www.teyl.com






Head and Gills

[To the tune of "Head and Shoulders".]

Head and gills,
Fins and tail,
Fins and tail,
Fins and tail,
Head and gills,
Fins and tail,
Eyes, mouth,
And shiny scales.





Head and Gills

[To the tune of "Head and Shoulders".]

Head and gills,

[Touch head with hands; press back of hands to cheeks and wiggle fingers.]

Fins and tail,

[Wave hands with arms extended to the sides of the body; put arms behind back, join hands, and wave them up and down.]

Fins and tail,

Fins and tail,

Head and gills,


Fins and tail,

Eyes, mouth,

[Cover eyes with hands; point to mouth.]

And shiny scales.

[Smooth down "scales" on chest and belly with hands.]



Head and gills,

[Touch head with hands; press back of hands to cheeks and wiggle fingers.]



©2010 Advanced Teacher Training Inc. All Rights Reserved. www.teyl.com and www.teachchildrenesl.com



Fins and tail,

[Wave hands with arms extended to the sides of the body; put arms behind back, join hands, and wave them up and down.]



©2010 Advanced Teacher Training Inc. All Rights Reserved. www.teyl.com and www.teachchildrenesl.com

Eyes, mouth,

[Cover eyes with hands; point to mouth.]



©2010 Advanced Teacher Training Inc. All Rights Reserved. www.teyl.com and www.teachchildrenesl.com



And shiny scales.

[Smooth down "scales" on chest and belly with hands.]



©2010 Advanced Teacher Training Inc. All Rights Reserved. www.teyl.com and www.teachchildrenesl.com

head

[Touch head with hands.]



©2010 Advanced Teacher Training Inc. All Rights Reserved.
www.teyl.com and www.teachchildrenesl.com

gills

[Press back of hands to cheeks and wiggle fingers.]



©2010 Advanced Teacher Training Inc. All Rights Reserved.
www.teyl.com and www.teachchildrenesl.com



fins

[Wave hands with arms extended to the sides of the body.]



©2010 Advanced Teacher Training Inc. All Rights Reserved.
www.teyl.com and www.teachchildrenesl.com

tail

[Put arms behind back, join hands, and wave them up and down.]



©2010 Advanced Teacher Training Inc. All Rights Reserved.
www.teyl.com and www.teachchildrenesl.com



eyes

[Cover eyes with hands.]



©2010 Advanced Teacher Training Inc. All Rights Reserved.
www.teyl.com and www.teachchildrenesl.com

mouth

[Point to mouth.]



©2010 Advanced Teacher Training Inc. All Rights Reserved.
www.teyl.com and www.teachchildrenesl.com



shiny scales

[Smooth down "scales" on chest and belly with hands.]



©2010 Advanced Teacher Training Inc. All Rights Reserved.
www.teyl.com and www.teachchildrenesl.com

