




Name: _____

This is the Alligator




This is the Alligator


He sits on a log
Down in the pool
He sees a frog.



In goes the alligator
Round goes the log
Splash! goes the water
Away swims the frog.



This is the Alligator





This is the Alligator (two arms extend to form an alligator)

He sits on a log (one arm extended for log)

Down in the pool (make a circle of both arms)

He sees a frog. (hands like binoculars around eyes)




In goes the alligator (diving motions with hands)

Round goes the log (rotate hands)

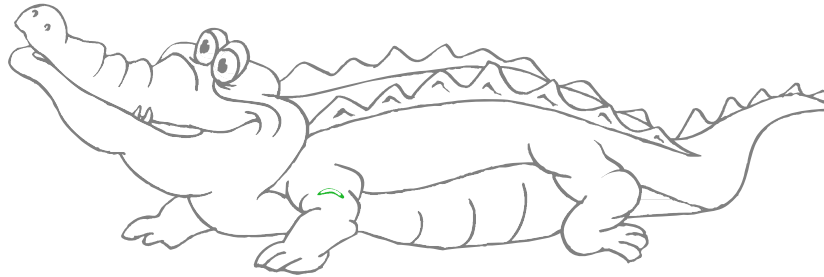
Splash! goes the water (splashing motion)

Away swims the frog. (swimming motions)





Name: _____

This is the Alligator



This is the Alligator

He sits on a log
Down in the pool
He sees a frog.



In goes the alligator
Round goes the log
Splash! goes the water
Away swims the frog.



Special Instructions

Print at least one color version to show as an example to students.

The other copies can be in black and white if you want the students to color them afterward, or to take them home to color.